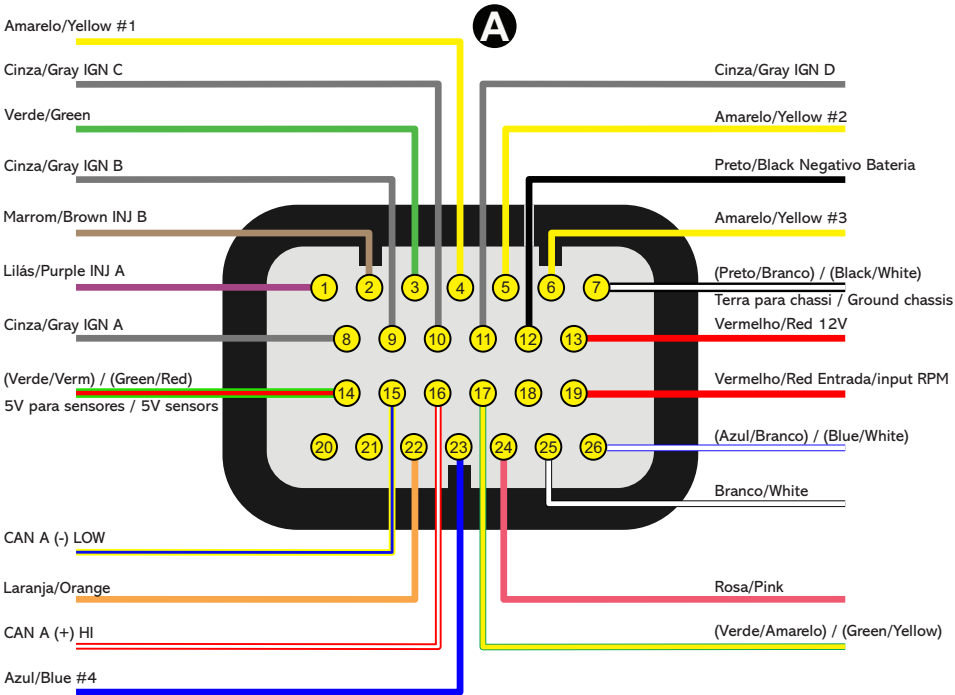


FuelTech

Install of / Instalação de FT200,
FT250, FT300 & FT350 To / Para
FT450

#5719



Contents:

- 1 FT450 - A Connector
- 1 CAN-A Cable
- 1 Gear Sensor Cable
- 30 Wire Terminals

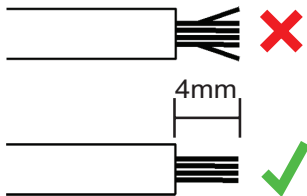
Conteúdo:

- 1 Conector FT450 - A
- 1 Cabo CAN-A
- 1 Cabo Gear Sensor
- 30 Terminais Avulsos

For more information, consult your FT450 user manual.
Para mais informações, consulte seu manual de FT450.

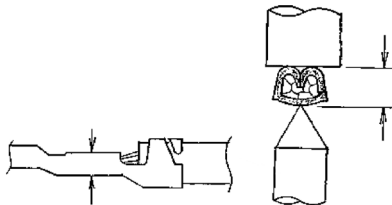
1

Scrape wires with 4mm clearance
Decapar cabos com 4mm



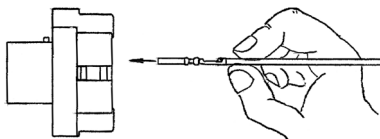
2

Insert wire in terminal and crimp
Inserir cabo no terminal e crimpar



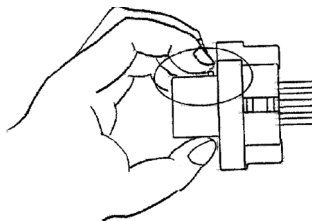
3

Insert terminal into connector
Inserir terminal no conector



4

Lock connector when done inserting terminals
Após inserir todos terminais, travar conector



5

Rear view
Vista traseira



DO NOT FORCE
THE LOCK! VERIFY
TERMINALS!

NÃO FORÇAR A TRAVA!
VERIFICAR TERMINAIS!

Distributed / Distribuído por:

FuelTech Ltda.

Av. Bahia, 1248, São Geraldo

Porto Alegre, RS, Brasil

CEP 90240-552

CNPJ 05.704.744/0001-00

Fone: +55 (51) 3019-0500

info@fueltech.com.br / info@fueltech.net

www.fueltech.com.br / www.fueltech.net